

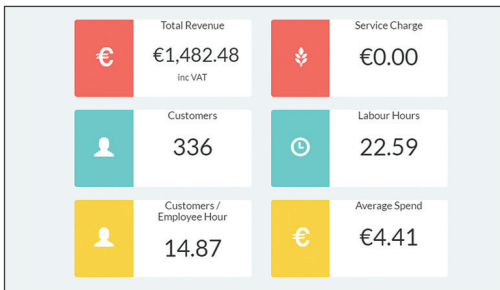


**Nutshell**  
by Noster Mobile



Decision making data in a nutshell. Key performance information designed to enable business owners and managers to improve profitability.

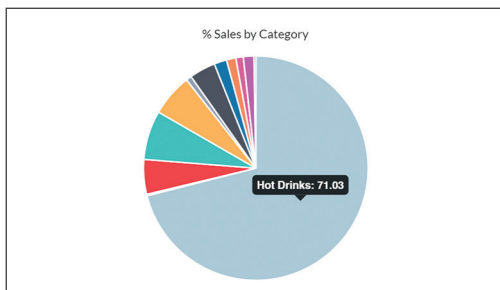
*Nutshell gives you a simple & powerful way to manage your business internally or on the road. Identify core performance metrics that enable you to maximise profit. Monitor key operational data points to ensure your business is performing within your own benchmarks. Monitor broad business metrics like average customer spend or drill down to product level data.*



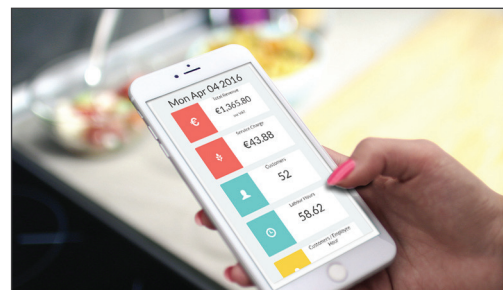
See how much customers spend, monitor employee efficiency, keep track of revenues, track employee hours and much more

Name	Category	Barcode	Sale Price	Cost Price	Items Sold	Item Profit	Total Revenue
PB Acai Bowl	Superfood Smoothie Bowls	N/A	\$10.99	\$3.10	45	7.89	355.05
Acai Bowl	Superfood Smoothie Bowls	N/A	\$9.99	\$2.95	44	7.04	309.76
OS Green Monk	Freshly Bottled 16oz Juices: Greens	N/A	\$9.99	\$2.70	30	7.29	238.7
Kale Smoothie	Smoothies	N/A	\$8.99	\$2.50	26	6.49	168.74
Kale Superfood Bowl	Superfood Smoothie Bowls	N/A	\$10.99	\$3.15	25	7.84	196
Ck Knightro	Freshly Bottled 16oz Juices: Citrus	N/A	\$9.99	\$2.72	23	7.27	167.21
R.I. Beats by JuiceIt	Freshly Bottled 16oz Juices: Roots	N/A	\$8.99	\$2.59	23	6.4	147.2
The Cure Shot	2oz Shots	N/A	\$2.99	\$0.66	21	2.33	48.93
Orlando Magic Berry Bowl	Superfood Smoothie Bowls	N/A	\$9.99	\$3.25	20	6.74	134.8
Q2 Heart Thrust	Freshly Bottled 16oz Juices: Greens	N/A	\$9.99	\$3.11	20	6.88	137.6


Drill down to order, inventory & product level to find your best performing products by profit or sales volume



View sales by category e.g. Monitor Wet vs Dry sales. Improve data by adding more detail to your inventory



Access the app from your clover web dashboard, or bookmark the URL to access it from your mobile device



Last updated: April 30, 2016

